



ASSAB ASP 23

High performance powder
metallurgical cold work tool steel



ASSAB 

Critical tool steel properties for

GOOD TOOL PERFORMANCE

- Correct hardness for the application
- High wear resistance
- High toughness to prevent premature failure due to chipping/crack formation.

High wear resistance is often associated with low ductility and vice-versa. However, for optimal tool performance both high wear resistance and ductility are essential in many cases.

VANADIS 4 is a powder metallurgical cold work tool steel offering an extremely good combination of wear resistance and ductility for high performance tools.

TOOLMAKING

- Machinability
- Heat treatment
- Dimensional stability in heat treatment
- Surface treatment

Toolmaking with highly alloyed tool steels means that machining and heat treatment are often more of a problem than with the lower alloyed grades. This can, of course, raise the cost of toolmaking.

The powder manufacturing route used for *ASP 23* means that its machinability is superior to that of conventionally produced grades with similar analysis and some highly alloyed cold work tool steels.

The dimensional stability of *ASP 23* in heat treatment is excellent and predictable compared to conventionally produced high alloy steels. This, coupled with its high hardness, good toughness and high temperature tempering, means that *ASP 23* is very suitable for surface coating, in particular for PVD.

Applications

ASP 23 is especially suitable for blanking and forming of thinner work materials where a mixed (abrasive-adhesive) or abrasive type of wear is encountered and where the risk for plastic deformation of the working surface of the tool is high. For examples:

- Blanking of medium to high carbon steels
- Blanking of harder materials such as hardened or cold-rolled strip steels
- Plastics mould tooling subjected to abrasive wear condition
- Plastics processing parts, e.g. feed screws, barrel liners, nozzles, screw tips, non-return check ring valves, pelletiser blades, granulator knives.

General

ASP 23 is a chromium-molybdenum-tungsten-vanadium alloyed high speed steel which is characterised by:

- High wear resistance (abrasive profile)
- High compressive strength
- Very good through-hardening properties
- Good toughness
- Very good dimensional stability on heat treatment
- Very good temper resistance.

Typical analysis %	C 1.28	Cr 4.2	Mo 5.0	W 6.4	V 3.1
Standard specification	AISI (M3:2), W.-Nr. 1.3344, JIS SKH53				
Delivery condition	Soft annealed to approx. 260* HB				
Colour code	Violet				

* For drawn material, max. 300 HB.



Stainless steel fastener blanked with an *ASP 23* die and *VANADIS 4* punch.

Properties

PHYSICAL DATA

Hardened and tempered condition.

Temperature	20°C (70°F)	400°C (750°F)	600°C (1110°F)
Density kg/m ³ lb/in ³	7 980 0.287	7 870 0.283	7 805 0.281
Modulus of elasticity MPa ksi	230 000 33 x 10 ³	205 000 30 x 10 ³	184 000 27 x 10 ³
Thermal conductivity W/m °C Btu in/ft ² h°F	24 165	28 194	27 187
Specific heat J/kg °C Btu/lb°F	420 0.10	510 0.12	600 0.14

COEFFICIENT OF THERMAL EXPANSION IN DIFFERENT TEMPERATURE INTERVALS

Temperature range	Coefficient
20 – 100°C	10.8 x 10 ⁻⁶
20 – 200°C	11.1 x 10 ⁻⁶
20 – 220°C	11.3 x 10 ⁻⁶
20 – 240°C	11.3 x 10 ⁻⁶
20 – 260°C	11.5 x 10 ⁻⁶
20 – 280°C	11.6 x 10 ⁻⁶
20 – 300°C	11.7 x 10 ⁻⁶
20 – 400°C	12.1 x 10 ⁻⁶
-	-
100 – 200°C	11.4 x 10 ⁻⁶
200 – 300°C	12.7 x 10 ⁻⁶
300 – 400°C	13.3 x 10 ⁻⁶
400 – 500°C	13.6 x 10 ⁻⁶

BENDING STRENGTH AND DEFLECTION

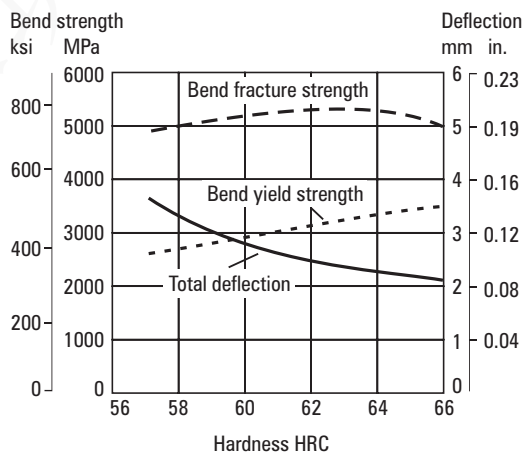
Four-point bend testing.

Specimen size: 5mm (0.2") Ø.

Loading rate: 5mm/min. (0.2"/min.).

Austenitising temperature: 990-1180°C (1810-2160°F).

Tempering: 3 x 1 h at 560°C (1040°F).



IMPACT STRENGTH

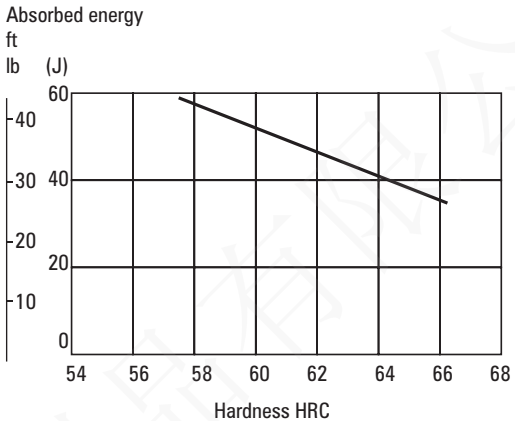
Approximate room temperature impact strength at different hardness levels.

Specimen size: 7 x 10 x 55 mm (0.27" x 0.40" x 2.2").

Specimen type: unnotched.

Tempering: 3 x 1 h at 560°C (1040°F).

Longitudinal direction.



Screwbolt forged in an ASP 23 tool.

Heat treatment

SOFT ANNEALING

Protect the steel and heat through to 850-900°C (1560-1650°F). Then cool in the furnace at 10°C/h (20°F/h) to 700°C (1290°F), then freely in air.

STRESS RELIEVING

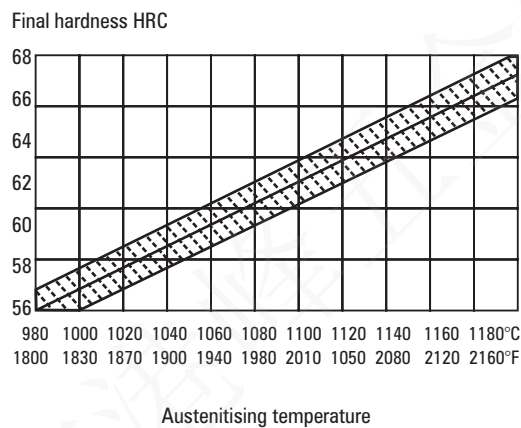
After rough machining the tool should be heated through to 600-700°C (1110-1290°F), holding time 2 hours. Cool slowly to 500°C (930°F), freely in air.

HARDENING

Pre-heating temperature: 450-500°C (840-930°F), and 850-900°C (1560-1650°F).

Austenitising temperature: 1050-1180°C (1920-2160°F) according to the desired final hardness, see diagram below.

The tool should be protected against decarburisation and oxidation during hardening.

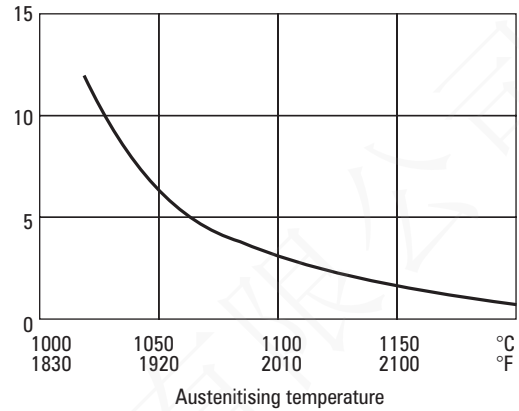


Hardness after different hardening temperatures and tempering 3 times for 1 hour at 560°C (1040°F).

HRC	°C	°F
58	1020	1868
60	1060	1940
62	1100	2012
64	1140	2084
66	1180	2160

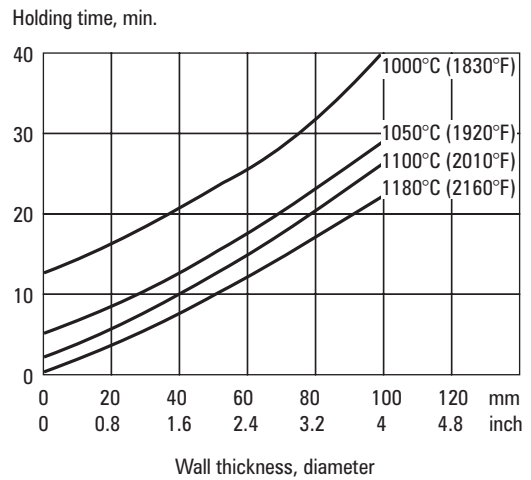
Recommended holding time, fluidised bed, vacuum or atmosphere furnace.

Holding time, min.



Note: Holding time = time at austenitising temperature after the tool is fully heated through.

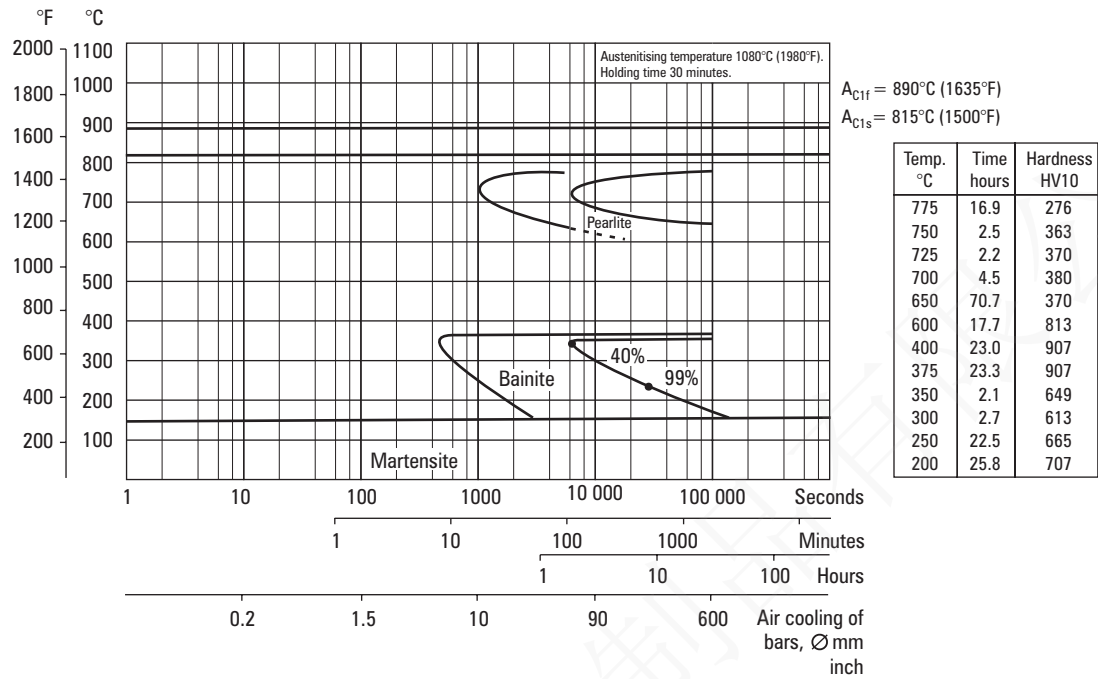
Total soaking time in a salt bath after pre-heating in two stages at 450°C (840°F) and 850°C (1560°F).



PVD coated tools in ASP 23 for cold forming of tubes.

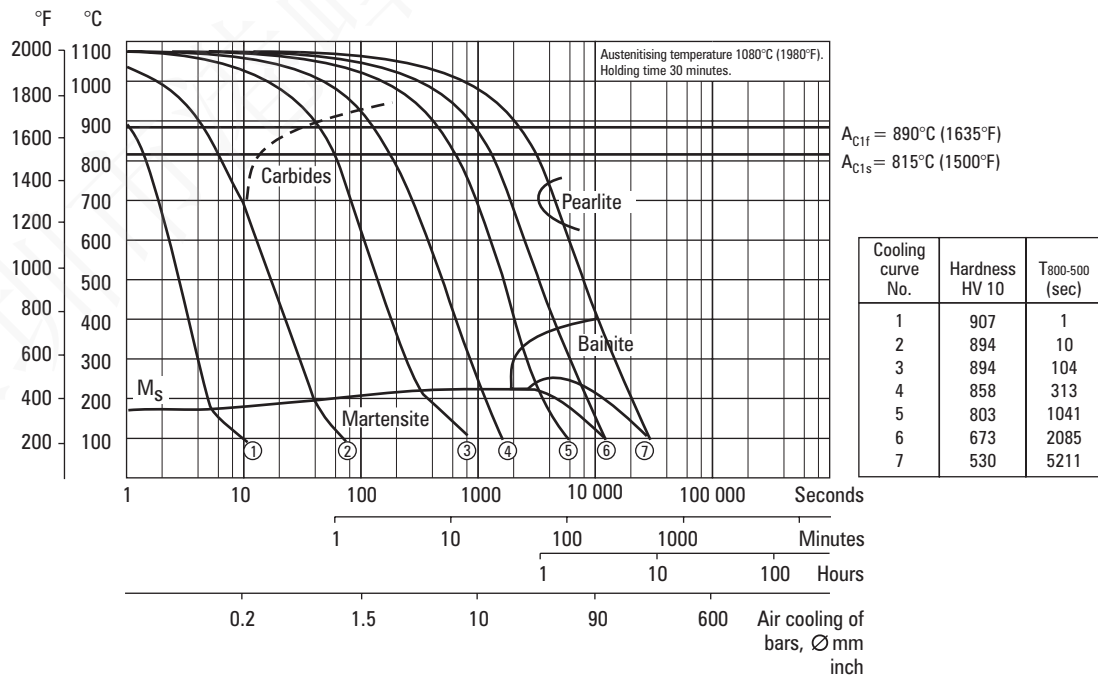
TTT-graph (isothermal transformation).

Austenitising temperature 1080°C (1980°F). Holding time 30 minutes.



CCT-graph (continuous cooling).

Austenitising temperature 1080°C (1980°F). Holding time 30 minutes.



QUENCHING MEDIA

- Vacuum furnace with high speed gas at sufficient overpressure (2-5 bar)
- Martempering bath or fluidised bed at approx. 550°C (1020°F)
- Forced air/gas.

Note 1: Quenching should be continued until the temperature of the tool reaches approx. 50°C (120°F). The tool should then be tempered immediately.

Note 2: For applications where maximum toughness is required, use a martempering bath or a furnace with sufficient overpressure.

TEMPERING

Tempering should always be carried out at 560°C (1040°F) irrespective of the austenitising temperature. Temper three times for one hour at full temperature. The tool should be cooled to room temperature between the tempers. The retained austenite content will be less than 1% after this tempering cycle.

DIMENSIONAL CHANGES

Dimensional changes after hardening and tempering. Heat treatment: Austenitising between 1050-1130°C (1920-2070°F) and tempering 3 x 1 h at 560°C (1040°F).

Specimen size: 80 x 80 x 80 mm (3" x 3" x 3") and 100 x 100 x 25 mm (4" x 4" x 1").

Dimensional changes: growth in length, width and thickness +0.03% to +0.13%.

SUB-ZERO TREATMENT

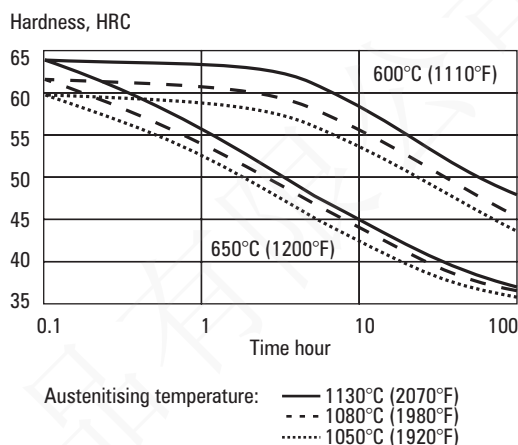
Pieces requiring maximum dimensional stability can be sub-zero treated as follows:

Immediately after quenching the piece should be sub-zero treated to between -70 to -800°C (-95 and -110°F), soaking time 1-3 hours, followed by tempering. Sub-zero treatment will give a hardness increase of ~1 HRC. Avoid intricate shapes as there will be risk of cracking.

HIGH TEMPERATURE PROPERTIES TEMPERING RESISTANCE

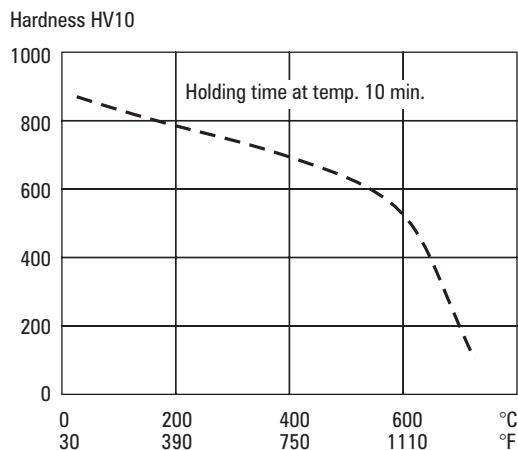
Hardness as a function of holding time at different working temperatures.

Austenitising temperature: 1050-1130°C (1920-2070°F). Tempering: 3 x 1 h at 560°C (1040°F).



Hot hardness

Austenitising temperature: 1180°C (2160°F).
Tempering: 3 x 1 hour at 560°C (1040°F).



Tooling parts for canning industry.


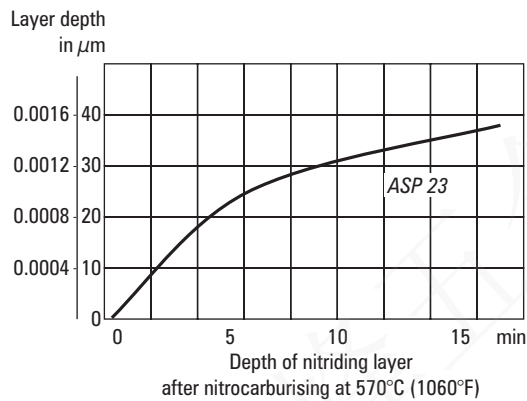
Surface treatments

The most commonly used treatments are nitriding and surface coating with wear-resistant layers of titanium carbide and titanium (CVD, PVD).

ASP 23 have been found to be particularly suitable for titanium carbide and titanium nitride coatings. The uniform carbide distribution in ASP23 facilitates bonding of the coating and reduces the spread of dimensional changes resulting from hardening. This, together with its high strength and toughness, makes ASP 23 an ideal substrate for high-wear surface coatings.

NITRIDING

A brief immersion in a special salt bath to produce a nitrided diffusion zone of 2-20 μm is recommended. This reduces the friction on the envelope surface of punches and has various other advantages.



Punched plate.

PVD

Physical vapour deposition, PVD, is a method of applying a wear-resistant coating at temperatures between 200-500°C (390-930°F). As ASP 23 is high temperature tempered at 560°C (1040°F), there is no danger of dimensional changes during PVD coating.

CVD

Chemical vapour deposition, CVD, is used for applying wear-resistant surface coatings at a temperature of around 1000°C (1830°F). It is recommended that the tools should be separately hardened and tempered in a vacuum furnace after surface treatment.

Cutting data recommendations

The cutting data below are to be considered as guidelines and as starting point for evaluating your own best practice.

Condition: Soft annealed to approx. 260 HB

TURNING

Cutting data parameters	Turning with carbide		Turning with HSS
	Rough turning	Fine turning	Fine turning
Cutting speed, (v_c) m/min f.p.m.	110 - 160 360 - 525	160 - 210 525 - 690	12 - 15 40 - 50
Feed, (f) mm/r i.p.r.	0.2 - 0.4 0.008 - 0.016	0.05 - 0.2 0.002 - 0.008	0.05 - 0.3 0.002 - 0.012
Depth of cut, (a_p) mm inch	2 - 4 0.08 - 0.16	0.5 - 2 0.02 - 0.08	0.5 - 3 0.02 - 0.12
Carbide designation ISO	K20* Coated carbide	K15* Coated carbide or cermet	—

* Use a wear resistant Al_2O_3 coated carbide.

DRILLING

High speed steels twist drill

Drill diameter		Cutting speed (v_c)		Feed (f)	
		m/min	f.p.m.	mm/r	i.p.r.
- 5	- 3/16	10 - 12*	33 - 39*	0.05 - 0.10	0.002 - 0.004
5-10	3/16 - 3/8	10 - 12*	33 - 39*	0.10 - 0.20	0.004 - 0.008
10-15	3/8 - 5/8	10 - 12*	33 - 39*	0.20 - 0.25	0.008 - 0.012
15-20	5/8 - 3/4	10 - 12*	33 - 39*	0.25 - 0.30	0.012 - 0.014

* For coated HSS drill, $v_c = 16 - 18$ m/min. (52 - 59 f.p.m.)

Carbide drill

Cutting data parameters	Type of drill		
	Indexable insert	Solid carbide	Brazed carbide ¹⁾
Cutting speed, (v_c) m/min f.p.m.	120 - 150 394 - 490	60 - 80 197 - 260	30 - 40 98 - 130
Feed, (f) mm/r i.p.r.	0.05 - 0.15 ²⁾ 0.002 - 0.006 ²⁾	0.10 - 0.25 ²⁾ 0.004 - 0.01 ²⁾	0.15 - 0.25 ²⁾ 0.006 - 0.01 ²⁾

1) Drill with internal cooling channels and brazed tip.

2) Depending on drill diameter.

MILLING

Face and square shoulder milling

Cutting data parameters	Milling with carbide	
	Rough milling	Fine milling
Cutting speed, (v_c) m/min f.p.m.	80 - 130 260 - 435	130 - 160 435 - 535
Feed, (f_z) mm/tooth inch/tooth	0.2 - 0.4 0.008 - 0.016	0.1 - 0.2 0.004 - 0.008
Depth of cut, (a_p) mm inch	2 - 4 0.08 - 0.16	- 2 - 0.08
Carbide designation ISO	K20* Coated carbide	K15* Coated carbide

* Use a wear resistant Al_2O_3 coated carbide.

End milling

Cutting data parameters	Type of end mill		
	Solid carbide	Carbide indexable insert	High speed steel
Cutting speed, (v_c) m/min f.p.m.	40 - 50 130 - 164	90 - 110 295 - 365	5 - 8 ¹⁾ 16 - 26 ¹⁾
Feed, (f_z) mm/tooth in/tooth	0.01 - 0.2 ²⁾ 0.004 - 0.008 ²⁾	0.06 - 0.2 ²⁾ 0.002 - 0.008 ²⁾	0.01 - 0.3 ²⁾ 0.0004 - 0.012 ²⁾
Carbide designation ISO	—	K15*	—

1) For coated HSS, $v_c = 12 - 16$ m/min. (39 - 52 f.p.m.)

2) Depending on radial depth of cut and cutter diameter.

3) Use a wear resistant Al_2O_3 coated carbide.

GRINDING

General grinding wheel recommendation is given below. More information can be found in the ASSAB publication "Grinding of Tool Steel".

Wheel recommendation

Type of grinding	Annealed condition	Hardened condition
Face grinding straight wheel	A 46 HV	B151 R50 B3 ¹⁾ A 46 HV
Face grinding segments	A 36 GV	A 46 GV
Cylindrical grinding	A 60 KV	B151 R50 B3 ¹⁾ A 60 KV
Internal grinding	A 60 JV	B151 R75 B3 ¹⁾ A 60 IV
Profile grinding	A 100 IV	B126 R100 B6 ¹⁾ A 100 JV

1) If possible, use CBN wheels for this application.

Electrical-discharge machining —EDM

If EDM is performed in the hardened and tempered condition, finish with “fine-sparking”, i.e. low current, high frequency.

For optimal performance, the EDM’d surface should then be ground/polished and the tool retempered at approx. 535°C (995°F).

Relative comparison of ASSAB cold work tool steel

MATERIAL PROPERTIES AND RESISTANCE TO FAILURE MECHANISMS

ASSAB grade	Hardness/ Resistance to plastic deformation	Machinability	Grindability	Dimension stability	Resistance to		Fatigue cracking resistance	
					Abrasive wear	Adhesive wear	Ductility/ resistance to chipping	Toughness/ gross cracking
DF-3	████	████████	████████	██	██	██	████	████
CALMAX	██	████████	████████	████	██	████	████████	████████
ASSAB 88	██████	██████	████	████	████	████	██	████
XW-42	██	████	██	██	████	██	██	████
XW-5	████	██	██	████	██████	██	██	██
VANADIS 4	████	████	████	████████	████	████	████	████
VANADIS 6	████	██	██	████	████	████	████	██
VANADIS 10	████	██	██	████	████	████	██	██
ASP 23	██████	████	████	████	████	████	████	██
ASP 30	██████	██	████	████	████	████	██	██
ASP 60	██████	██	██	████	████	████	██	██
AISI M:2	████	██	██	████	████	██	██	██

This information is based on our present state of knowledge and is intended to provide general notes on our products and their uses. It should not therefore be construed as a warranty of specific properties of the products described or a warranty for fitness for a particular purpose.

Group Head Office

ASSAB Pacific Pte. Ltd.
171 Chin Swee Road
#07-02, SAN Centre
Singapore 169877
Tel : 65 6534 5600
Fax : 65 6534 0655

CHINA

Beijing *
ASSAB Tooling (Beijing) Co., Ltd.
No. 10A, Rong Jing Dong Jie
Beijing Economic Development Area
Beijing 100176, China
Tel : 86 10 6786 5588
Fax : 86 10 6786 2988

Changzhou †
Room 3837, Building 1
No. 15 Huangshan Road
Changzhou 213022, China
Tel : 86 519 5123 731
Fax : 86 519 5123 732

Chongqing †
ASSAB Tooling Technology (Chongqing) Co., Ltd.
Plant C, Automotive Industrial Park, Jingkai Park
Chongqing Economic & Technological Development Zone
Chongqing 401120, China
Tel : 86 23 6745 5698
Fax : 86 23 6745 5699

Dalian *
No. 9-2# Workshop, 26# Area,
Dalian Economic & Technical Development Zone
Dalian 116600, China
Tel : 86 411 8761 8080
Fax : 86 411 8761 9595

Dongguan *
ASSAB Tooling (Dongguan) Co., Ltd.
Northern District
Song Shan Lake Science & Technology Industrial Park
Dongguan 523808, China
Tel : 86 769 2289 7888
Fax : 86 769 2289 9368/9312

Hangzhou †
Room 1-1802, No. 3 Yuan, Jinjiangjiayuan
Hangzhou 310016, China
Tel : 86 571 8656 6112
Fax : 86 571 8656 6113

Ningbo *
ASSAB Tooling Technology (Ningbo) Co., Ltd.
No. 218 Longjiaoshan Road
Vehicle Part Industrial Park
Ningbo Economic & Technical Development Zone
Ningbo 315806, China
Tel : 86 574 8680 7188
Fax : 86 574 8680 7166

Qingdao †
Room 2521, Kexin Mansion
No. 228 Liaoning Road, Shibe District
Qingdao 266012, China
Tel : 86 532 8382 0930
Fax : 86 532 8383 0937

Shanghai *
ASSAB Tooling Technology (Shanghai) Co., Ltd.
No. 4088 Humin Road, Xinzhuang Industrial Zone
Shanghai 201108, China
Tel : 86 21 2416 9688
Fax : 86 21 2416 9676

Suzhou †
Room 102, No. 1 Xinxin Garden
Suzhou Industrial Zone
Suzhou 215021, China
Tel : 86 512 6761 6690
Fax : 86 512 6252 9227

Tianjin †
No. 12 Puwangli, Wanda Xincheng
Xinyibai Road, Beichen District
Tianjin 300402, China
Tel : 86 22 2672 0006
Fax : 86 22 2672 2318

Xiamen *
ASSAB Tooling (Xiamen) Co., Ltd.
First Floor Universal Workshop
No. 30 Huli Zone
Xiamen 361006, China
Tel : 86 592 562 4678
Fax : 86 592 568 3703

*Other offices in Chengdu, Cixi Ningbo,
Huangyan, Wenzhou and Wuhan.*

HONG KONG †
ASSAB Steels (HK) Ltd.
Room 1701-1706
Grand Central Plaza, Tower 2
138 Shatin Rural Committee Road
Shatin, N.T., Hong Kong
Tel : 852 2487 1991
Fax : 852 2489 0938

INDONESIA

Jakarta *
PT. ASSAB Steels Indonesia
Jl. Rawagelam III No. 5
Kawasan Industri Pulogadung
Jakarta 13930, Indonesia
Tel : 62 21 461 1314
Fax : 62 21 461 1306

Medan *
Komplek Griya Riatur Indah
Blok A No. 138, Jl. T. Amir Hamzah
Halvetia Timur, Medan 20124
North Sumatera, Indonesia
Tel : 62 61 847 7935 / 6
Fax : 62 61 847 0035

Surabaya *
Jl. Berbek Industri I/23
Surabaya Industrial Estate, Rungkut
Surabaya 60293, East Java, Indonesia
Tel : 62 31 843 2277
Fax : 62 31 843 2040

*Other offices in Bandung,
Semarang and Tangerang.*

JAPAN

Tokyo †
Uddeholm KK
Atago East Building
3-16-11 Nishi Shinbashi
Minato-ku, Tokyo, 105-0003 Japan
Tel : 81 3 5473 4641
Fax : 81 3 5473 7691

Fukuroi Distribution Centre *
38-1 Kihara, Fukuroi-shi
Shizuoka 437-0046 Japan
Tel : 81 538 43 9240
Fax : 81 538 43 9244

Nagoya †
Sumitomo Seimei New Tower Building
3-15-31 Aoi, Higashi-ku, Nagoya
Aichi, 461-0004 Japan
Tel : 81 52 979 5081
Fax : 81 52 933 6461

Osaka †
Shin Osaka Central Tower
7-1-26 Nishinakajima, Yodogawa-ku
Osaka, 532-0011 Japan
Tel : 81 6 6307 7621
Fax : 81 6 6307 7627

KOREA

Incheon *
ASSAB Steels (Korea) Co., Ltd.
116B-8L, 687-8, Kojan-dong,
Namdong-ku
Incheon 405-310, Korea
Tel : 82 32 821 4300
Fax : 82 32 821 3311

Busan *
14B-5L, 1483-9, Songjeong-dong,
Kangseo-ku, Busan 618-270, Korea
Tel : 82 51 831 3315
Fax : 82 51 831 3319

Another office in Daegu

MALAYSIA

Head Office / KL Sales *
ASSAB Steels (Malaysia) Sdn. Bhd.
Lot 19, Jalan Perusahaan 2
Batu Caves Industrial Estate
68100 Batu Caves
Selangor, Malaysia
Tel : 60 3 6189 0022
Fax : 60 3 6189 0055

Butterworth *
Plot 146a
Jalan Perindustrian Bukit Minyak 7
Kawasan Perindustrian Bukit Minyak
14000 Bukit Mertajam, SPT Penang
Tel : 60 4 507 2020
Fax : 60 4 507 6323

Johor *
No. 8, Jalan Persiaran Teknologi
Taman Teknologi
81400 Senai
Johor DT, Malaysia
Tel : 607 598 0011
Fax : 607 599 4890

PHILIPPINES *

Associated Swedish Steels Phils., Inc.
No. 3 E. Rodriguez Jr. Avenue
Bagong Ilog, Pasig City
Philippines
Tel : 632 671 1953 / 2048
Fax : 632 671 1349

Another office in Cebu.

SINGAPORE *

ASSAB Steels Singapore (Pte.) Ltd.
18 Penjuru Close
Singapore 608616
Tel : 65 6862 2200
Fax : 65 6862 0162

TAIWAN

Taipei *
ASSAB Steels Taiwan Co., Ltd.
No. 112, Wu Kung 1st Rd.,
Wu Ku Industry Zone
Taipei 248-87, Taiwan (R.O.C.)
Tel : 886 2 2299 2849
Fax : 886 2 2299 0147/2348

Nantou *
No. 10, Industry South 5th Rd.,
Nan Kang Industry Zone
Nantou 540-66, Taiwan (R.O.C.)
Tel : 886 49 225 1702
Fax : 886 49 225 3171

Tainan *
No. 180, Yan He Street
Yong Kang City
Tainan 710-82, Taiwan (R.O.C.)
Tel : 886 6 242 6838
Fax : 886 6 242 6783

THAILAND *

ASSAB Steels (Thailand) Ltd.
9/8 Soi Theedindrai, Taeparak Road
Bangplee, Samutprakarn 10540
Thailand
Tel : 66 2 385 5937
66 2 757 5017
Fax : 66 2 385 5943

VIETNAM *

Cam Nguyen Steel Co., Ltd.
90/8, Block 5, Tan Thai Nhat Ward
District 12, Ho Chi Minh City
Vietnam
Tel : 84 8 5920 920
Fax : 84 8 5920 000

** Sales office with warehouse
and/or value added services.*

ASSAB TOOL STEELS have been in Asia for more than 60 years. Our customers associate ASSAB brand with tooling materials that are high in quality and consistency.

The ASSAB sales companies and distributors offer you well assorted stocks in a number of places covering the Asia Pacific region.

Besides providing you with the right tool steel for every type of tool, we can help you with machine service and heat treatment.

Our engineers and metallurgists are always ready to assist you in your choice of the optimum steel grade and the best treatment for each application. We also carry out material examinations at our local mini laboratories, and at the central laboratory in Sweden.

Our steel mill in Sweden, Uddeholm Tooling, is one of the few steelworks in the world that is dedicated to the manufacture of tool steels only. Uddeholm Tooling is certified to **ISO 9001** and **ISO 14001**.



Our forging press is one of the most modern of its kind in the world.

Besides tool steels, the ASSAB services for tool makers include:

- Welding electrodes for repair welding of tools.
- High strength aluminium for tooling purposes.
- Copper alloys (e.g. beryllium copper) for inserts in moulds.
- Alloy machinery steels.
- Cold rolled strip steels for saws, compressor valves, coater blades, etc.
- High Performance Steels (HPS)

ASSAB 
ASSAB PACIFIC GROUP